

LANGKAH LANGKAH UNTUK MELAYARI PAPARAN AKTIVITI MAJLIS DIDALAM KAMPUS DAN STATUS KELULUSAN

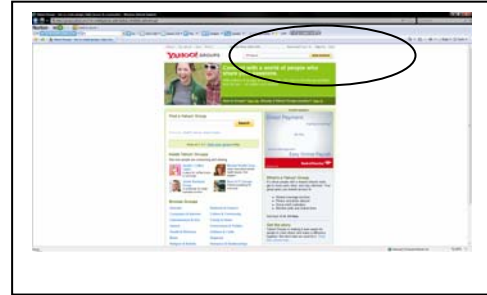
1



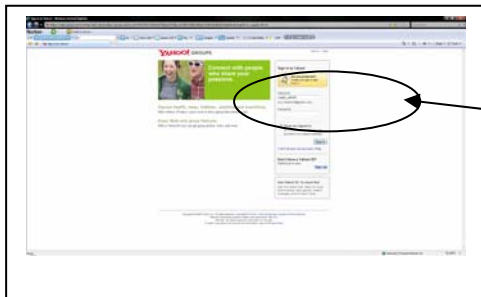
Klik Yahoo;
Klik "Group"

2

Klik "Sign_in"



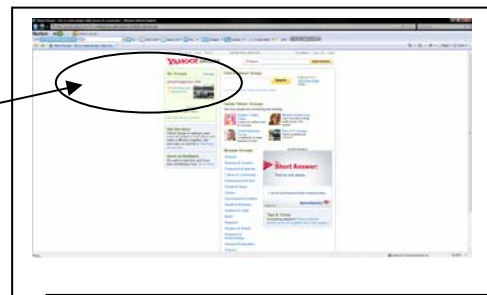
3



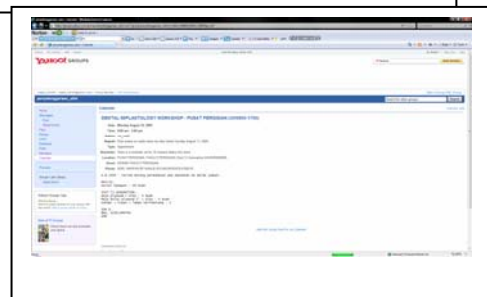
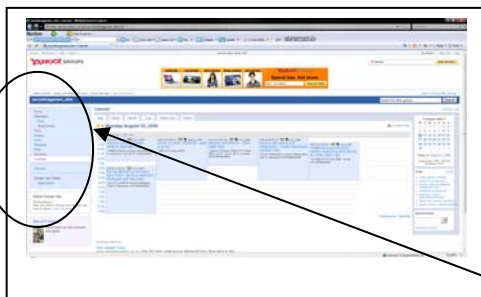
Username : majlis_uitm06
Password : fasiliti1

4

Klik "penyelenggaraan"



5



explore - "calendar" ...
and all left border click

PERINGATAN

TUAN/PUAN DI LARANG UNTUK MEMASUKAN APA APA DATA . DATA HANYA BOLEH DISISI OLEH PEG. DARI PEJABAT PENGURUSAN FASILITI

